


THE SEA DIVERS



FROM THE EXECUTIVE OFFICE

We have a new Newsletter Editor and as you will see, a slightly different and evolving format for the newsletter. Bruce Giles volunteered (?!?) to be editor for which we on the Executive Committee are very thankful as the rest of us are in "overload."

As this is mid-year 1990, I thought an overall assessment of The Sea Divers club status after our first six months "on our own" would be appropriate -- SO FAR WE'RE MAKING IT! All of our events are generally well supported. Only three events were poorly attended: the beach dive at Alisio Creek in January; the La Jolla/Campland weekend in March, and the wreck/Palos Verdes boat dive Easter Saturday. We are anticipating growing to approximately 160 members by year end; our treasury is in good shape; the Sea d Sea relationship is working just fine, and overall I would give us a six month rating of very good to excellent! We have a lot of events remaining this year -- do make note of the ones you want to partake in and sign up early. Thanks for your support. It makes it all worthwhile.

Two other items of note: Robin Grant has volunteered to lead the charge on the Halloween Party (still TBD -- but note that the date is 27 October 1990). Also, the Executive Committee voted to develop a bonus program for those members who have supported us on our dive boats. The program will probably "pay off" in some form on the Peace dive in December. Details will be in the September newsletter.

Once again, thank you for your support -- see you all at our next event or two or three . . .

AP

AUGUST PROGRAM - CABO SAN LUCAS

Linda Monosmith will be presenting our program for August. There's still room for you to sign up to go with 15+ club members already committed to head south in October. If you are still trying to decide whether or not to go, this program will certainly help you make up your mind --- and in a positive manner, we are sure.

It sounds like a great place to spend some vacation time -- relaxing, eating, partying -- and, of course, diving, too! Cabo -- here we come!

Linda has enlisted Steve Kavanaugh's assistance. He'll be showing us a slide program he made after visiting the area. Steve is an excellent above and below water photographer.

Join us at Pancho and Wong's on August 7th for this fine program.

Dicie Sizemore
Program Chairman

DIVERS DIRECTORY

<u>POSITION</u>	<u>NAME</u>	<u>DAY PHONE</u>	<u>EVENING PHONE</u>
PRESIDENT/BOAT DIVE CHAIR	ALLEN PARKER	813-2955	370-1657
VICE PRESIDENT	MICHAEL BORDEN	813-4967	372-7764
TREASURER/MEMBERSHIP CHAIR	KATHI McNALLY	812-1137	370-1657
SECRETARY/BEACH DIVE CHAIR	CATHY GALE	223-3344	305-8625
DIVING OFFICER	KEN SIZEMORE	410-3932	371-2636
BOAT DIVE RESERVATIONIST	SCOTT WILLIAMS	410-4588	371-9985
PROGRAM CHAIRMAN	DICIE SIZEMORE	648-6473	371-2636
NEWSLETTER EDITOR	BRUCE GILES	813-5402	924-6128
HOSPITALITY CHAIRMAN	ROBIN GRANT	823-2552	823-2552
LONG RANGE PLANNING	LINDA MONOSMITH	376-8956	376-9226
GLACD REPRESENTATIVE	TIM WAAG	813-2147	643-5344

WRITING FOR THE SEA DIVERS NEWSLETTER

If you would like to write an article for the newsletter or you have an idea to improve it, please write to Editor Bruce Giles, P.O. Box 2415, Redondo Beach, CA 90278, or call me at the above numbers. I am always in need of Lessons Learned articles and new graphics or cartoons. Inputs should be typed, but can be handwritten (not responsible for errors caused by illegible handwriting).

REPRODUCTION

Permission is given to reproduce in whole or part. Please give credit to the author and/or The Sea Divers Newsletter.

GENERAL MEETING

GENERAL MEETINGS are held at 7 PM the first Tuesday of each month. A no host social happy hour, with free hors d'oeuvres precedes the meeting from 6 PM to 7 PM and a feature presentation follows the business meeting. The meeting is held at Pancho and Wong's in King Harbor Marina.

EXECUTIVE MEETINGS are held at 7 PM on Thursday the week following the General Meeting, at Baxter's in the Manhattan Beach Mall.

MEMBERSHIP APPLICATION

NAME _____
 ADDRESS _____
 CITY _____ ZIP CODE _____
 HOME PHONE (____) _____ WORK PHONE (____) _____
 ADDITIONAL NAME: [FAMILY MEMBERSHIP] _____
 EMERGENCY CONTACT _____ PHONE (____) _____
 EMPLOYER _____
 CERT NUMBER _____ TYPE [PADI, NAUI, ETC.] _____
 CERT DATE _____ LACC ADP _____ DATE _____
 (or equivalent)
 NUMBER OF DIVES LOGGED _____ DATE OF LAST DIVE _____
 Do you want your name on a dive buddy list? [] YES [] NO
 Type of diving preferred: beach/boat/skin _____
 [] SINGLE MEMBERSHIP \$20.00 (Prorated quarterly for new members)
 [] FAMILY MEMBERSHIP \$30.00 (Prorated quarterly for new members)

SIGNATURE _____

Please make your checks payable to THE SEA DIVERS and mail to:

THE SEA DIVERS, P.O. BOX 2415, REDONDO BEACH, CA 90278

Please fill in completely; incomplete forms may not be accepted.

GO-GO DANCERS — THE SEQUEL

14/15 SEPTEMBER 1990

SAN MIGUEL PASSAGE

PEACE

MEMBERS \$160

(ALL INCLUSIVE)

NON-MEMBERS \$180

We will board the PEACE in Ventura Marina between 8:00 PM and midnight on Thursday, 13 September, for an early AM departure on the 14th. We will probably head out to the south side of SANTA ROSA Island making one or two dives before rounding SOUTH POINT and heading into the main target for this charter, the SAN MIGUEL PASSAGE. We will work our way up the west coast of the Island, well into the SAN MIGUEL PASSAGE, past the wreck of the "Chickasaw" and on to the SCALLOP (large!) and FISH reefs near BEE ROCK and/or LITTLE WILSON'S, both of which are just spectacular and also great for underwater PHOTOGRAPHY/VIDEO. Depending on the time element and weather conditions, we will either head further north to SANDY POINT or turn around and backtrack to CLUSTER POINT to complete our diving in shallower ABALONE waters. We anticipate making five to seven dives for the day. We will then overnight at one of several spots depending on weather and partake of our typical full gourmet dinner and accompaniments. The following day (Saturday, the 15th) we will re-trace some of our first day path and then begin our run back to Ventura. We anticipate three or four dives the second day.

Our return trip will be complimented by late lunch/early dinner. There will also be a drawing for a sign-in prize and a booby (dumb, not physical attributes!) prize. This trip promises some great outer island diving, dining and cruising. Weather conditions permitting, this trip is suitable for all skill levels; however, if in any doubt, check your dive plan with the divemasters on duty. If you can't or don't dive, you can always hot tub.

For sign-up call Scott (Williams) at (213) 371-9985 or Allen (Parker) at (213) 813-2955 for more information. THIS ONE SHOULD BE FUN - AS USUAL! As of this writing the boat is full, but there are always cancellations -- money talks!

ENCORE ON FARNSWORTH

We made Farnsworth! We had a very warm, bright, sunny day with only long period ocean swells to contend with. Even the current was very low during our dive on Farnsworth. The Encore crew dropped a marker buoy on the 55 foot "high spot," then anchored about 30 yards from the buoy. The swim from the boat to the buoy was relatively easy, except for the swells, which were up to 8-10 feet at times. Descending from the marker, we had 20-30 foot visibility until about 45-50 foot depth, at which a plankton cloud reduced visibility to 10-15 feet, which continued until about the 100 foot depth, where the visibility returned to 25-50 feet.

John D, Dave G and I made most of the dive between 110 and 120 feet, staying beneath the plankton. Other divers stayed at less depth and did not realize that the visibility was much better deeper down. As always, this was a spectacular dive, but as always required careful monitoring of depth, time and air consumption.

After discussion with the divemasters, the Execs on board, and skipper/owner Roger Hess, we elected to head back to the front side of Catalina to get out of the swells hitting the backside and reducing visibility in the shallower areas. We eventually anchored off Johnson's Landing in about 50 feet of calm water. Divers had several options -- head for the small rock formation off the bow of the boat, head up current (not too bad) behind the boat, or head into the beach and shallower water. All options had their merits and several green abalone, scallops and some fish were grabbed. Visibility varied from 10-20 feet in the deeper water to 6-15 feet shallower.

Our next stop was at Isthmus Cove (aka Windy Gulch), just to the west of Bird Rock. Surface wind and resultant chop made for an interesting surface swim, especially on snorkel. The best diving was on the wall which runs on the north side of the Bird Rock reef structure. Very pretty with visibility in the 15-25 foot range.

Back on the boat we began our run back to 22nd Street, arriving somewhat later than usual (near 7:00 PM). It has been a kind of a lazy diver's day, with lots of hot sun, a couple of shallow dives and our initial very relaxed arrival and dive on Farnsworth. I'd do it again!

WING ON WING

"Gawd damnit Maverick, you never, never leave your wingman!!!"

I don't know how many times I have had to read in dive magazines and periodicals about a diving accident or near accident, "Well, my dive buddy and I started out the dive together but lost each other during the dive then surfaced later 25 yards apart." Another good one is, "Well, there I was, out of air at 80 feet and my dive buddy was 25 feet below me and 100 feet horizontally away from me."

Did you ever see the movie "Top Gun" with Tom Cruise as "Maverick" the shoot from the hip pilot who always broke the rules of flying? I have been lucky enough to have flown a jet fighter and while we were flying, we were flying the classic "wing-on-wing" formation. Did you ever see the Blue Angels flying in their diamond formation and wonder how they ever did it? This is how it is done. The leadman flies his course with his eyes straight ahead and the wingman flies his aircraft slightly behind the leadman's shoulder with his eyes on the leadman's aircraft. The wingman stays at the same altitude and distance from the leadman by adjusting with his control stick and throttle. "Wing-on-wing" formation flying is accomplished this way and it does not matter how many aircraft are in the formation. The only guy or gal with his eyes straight ahead is the leadman or leadwoman. Diving in the ocean is quite a bit like flying a jet fighter in the air. You have a lot of "airspace" or "seaspace" to get lost in. The reason a fighter pilot never leaves his wingman is he can't protect him if one of them leaves the formation. They protect each other by flying "wing-on-wing." It has been this way since the beginning days of flying in World War I. A diver can't provide air or assistance to a troubled dive buddy if the dive buddy wanders away from him. In the movie "Top Gun," Tom Cruise (Maverick) finally learns to stay with his wingman and comes out a winner!

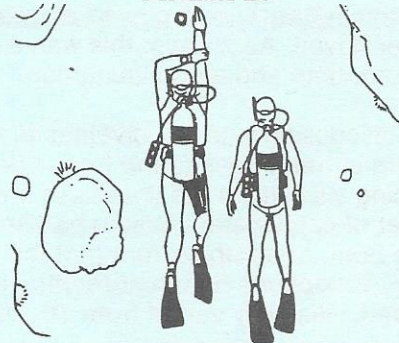
I really enjoy diving in this same manner. I prefer to use the compass and discuss what course we will take with my dive buddies when we are planning our dive. If I am the leadman I follow the course and my wingman is usually to the right. If my wingman wants to be on the left, it works equally well. If my wingman wants to take the leadman's position and lead, I fall back and take the wingman's position in the formation. I like to use a mask with side windows for peripheral vision to give me a better reference of where my wingman is in relation to position. This method can also be performed with a conventional mask. If I know my wingman is to my right

and every minute or so we check each other, we never lose our dive buddy.

The basic principle of dive buddy diving is a good one, but what do you do if you lose your dive buddy? You are down there by yourself, wondering if he is OK, and what would you do if you had an emergency with no dive buddy to rely on because he just kicked away from you. After a short wait, the only thing you can really do is surface and hope he or she is OK. When you dive "wing-on-wing," you don't have this problem because you always stay in contact with your dive buddy. What if you are going through a nice small canyon and you can't be side by side? It's OK for a following diver to be directly behind the leadman as long as the leadman looks back every minute or so to keep your dive buddy reference. The most important thing in this technique is staying at the same altitude (depth). It is not good to have a dive buddy 25 feet below you if you run out of air for some reason. Similarly, it is not good to have a dive buddy 25 feet above you and you are visually scanning all over the place trying to find him or her. He or she may be able to see you, but chances are, you will not be even aware that he or she is right above you. One time my dive buddy "vanished" and I started a 360 degree scanning pattern looking up and down as I turned searching for him. My dive buddy realized I was looking for him and then tapped me on the head. He was directly above me and I never knew it! I know it sounds funny now, but had he and I kept in contact we would never have been separated.

When I surface from a dive and we have been diving "wing-on-wing," I say to myself, that dive was a pure pleasure. I would be very pleased if some of information was of value to you all in your future dives. The main objective is to be safe out there and promote diving safety. Diving with a good wingman or wingwoman is a pure pleasure.

Michael B.



JUST SIX YEARS AGO

John Mowrey was President; Bill Garrett, Vice President; Bov McSeveney, Treasurer; and Debbie Prosser, Secretary. The white newsletter was pushing boat dives up the kazoo (!) with the "Wild Wave" to the backside of San Clemente (\$42), "Westerly" to Begg Rock (\$47) and "Peace" also to Begg Rock (\$44). The two charters to Begg were identical write-ups on the same page with only the boat name, location and price changed!!? Our beach dive was the La Jolla/Campland affair and the club was supporting an upcoming abalone plant on the front side of Catalina near the West End. The General Meeting was at Beach Bum Burt's and the Executive Meeting at Larry "Wreck Diver" Aker's home.

SEA DIVERS 1990 PRIVATE BOAT DIVE AND REGATTA

- o September 9, 1990
- o Leave King Harbor 9 AM
- o Dive the "Avalon" and TBD or whatever
- o Post-dive rafting up party at Bluff Cove

It's time for another Sea Divers small boat dive and regatta. This is when members and friends with small boats (or big boats) get together for a meeting at sea for some diving and partying. Even if you don't have a boat, you can go on this if we get enough boat owners to sign up.

It will be up to each skipper to coordinate with his guests on exactly what time, what slip, etc., to meet. Also on who is to bring the beer, catch the fish, etc.

Any boat from a small inflatable to something like the "Monkey Business" will qualify for this event. Just let me know of your interest by signing up and sending me the information sheet. I will try and find people without boats a ride on boats with extra space on a first come, first served basis. (Guests on boats should offer to chip in for expenses and help clean the boat on return. A small boat typically costs more to operate per diver than your large charter boats. Please coordinate with the skipper.)

The weather should be great, everyone should be ready for one last party before closing out the summer season, and I personally guarantee that all will have a good time. Some post dive surprise regatta type events are now in the planning stages.

NAME _____
ADDRESS _____
CITY _____
PHONE _____
NUMBER IN YOUR PARTY _____
ARE YOU BRINGING A BOAT? _____
BOAT NAME _____
HOW MANY EXTRA DIVERS CAN YOU TAKE? _____

MAIL TO DON MEULLER
4803 MORESBY DRIVE
TORRANCE, CA 90505
373-5296

THE PRINCESS GETS BITCHY. . . !

After all was said and done, the "Princess Louise" had the final word! With the 2,300 ton liner finally floating -- sort of -- a decision was made that she would be resunk, not for divers off Point Vicente, but for all time in 5,000 feet of ocean southwest of Santa Catalina Island. On 20 June 1990 in the early AM, the ship was towed out of Terminal Island Berth 241 and into a calm ocean. About nine miles off Point Fermin, she suddenly capsized at about 2:08 PM and sank mid-channel in 900 feet of water. The Environmental Protection Agency is not impressed, as the Burial Spot is "too close" to the mainland and "too close" to a controlled and monitored ocean dump area. For us divers, it's not "close enough," unless you're heavy into long term saturation diving for artifacts. Ah well . . . better luck next wreck . . . !!

Catalina Hyperbaric Chamber

The *Catalina Hyperbaric Chamber* is located on the Catalina Marine Science Center campus of the University of Southern California near Two Harbors on Santa Catalina Island—approximately 22 miles off-shore from the Los Angeles harbor. The chamber is internationally recognized as a center for hyperbaric treatment of diving casualties, education, and research.

This facility is unique in the Pacific southwest as one of the larger chambers available to the public specifically for the treatment of diving casualties. An oceanfront pier and a FAA specified heliport allow this facility to receive patients by boat, helicopter, or land vehicle—day or night. The cylindrical chamber is multi-place, double-lock chamber, 9 feet in diameter, 24 feet long, with operational depths to 225 feet of seawater. It is large enough to allow

for the treatment of several patients at one time. More *hyper-acute diving casualties* are probably treated successfully at this facility than anywhere else in the world. A staff of highly trained volunteers is on-call 24 hours a day, 365 days a year to deal handle diving related emergencies.

Training and continuing education in the areas of diving physiology and medicine, chamber operations, and diving accident management are long-standing commitments to the diving community. Requests for specific education and training of medical/paramedical personnel, diving instructors, state and federal agencies, and international companies have resulted in a number of flexible and practical training programs—often providing exposure to actual hyperbaric treatments.

Final course information and travel suggestions will be sent to you upon receipt of a deposit and the completed registration form. Write or call:

Ron Ryan • (213) 743-6793
Catalina Hyperbaric Chamber
 PO Box 398 • Avalon CA 90704-5069

PERSONAL INJURY & DEATH CLAIMS LITIGATION SPECIALIST

ACCIDENTS

Autos, Motorcycles,
Boats, Pedestrians,
Product Failures,
Slip & Fall, etc.

Nationally Respected

Over 20 Years
Experience

INSURANCE DISPUTES

Accidents, Life, Health,
Auto, Homeowners

Free Initial
Consultation-Office,
Home &
Hospital



LAW OFFICES OF
C. David Serena
 618-8212

1405 CRENSHAW BOULEVARD, SUITE A, TORRANCE, CALIFORNIA 90501



1911 SOUTH CATALINA AVE.
 REDONDO BEACH, CA. 90277
 PHONE (213) 373-6355

THE SEA DIVERS SHOP

- Show your Sea Divers membership card for special discounts.
- Dacor Micro-Brain Computer Console with Pressure Gauge, Temperature Gauge and full computer was \$ 554 is \$388
- 12 Air fill card \$18 (was \$24) steel, \$24 (was \$30) Alum.
- Barry Friedman from Sea d Sea will be at the General Meeting — Be There, for other announcements!



AUGUST WILD ONE

04 AUGUST 1990

WILSON ROCK/TALCOTT SHOALS

WILD WAVE

MEMBERS \$69

(INCLUDES FOOD AND AIR)

NON-MEMBERS \$76

The WILD WAVE, Mickey and his gang go on vacation from 22nd Street to Ventura Marina in August each year. This year we will be taking the WILD WAVE to WILSON ROCK and TALCOTT SHOALS, on a single day charter.

We will make the overnight run on the north side of the Channel Islands arriving at WILSON ROCK early in the morning of the fourth. WILSON ROCK is located just over two miles northwest of Harris Point on SAN MIGUEL island, and is really exposed to the forces of the ocean. There are two wash rocks at the southeastern end of the WILSON ROCK plateau which is about one mile long and three quarters of a mile wide. There are many pinnacles and flat expanses of rock with sheer walls, plateaus, crevices and ledges to explore at tremendously varying depths, all with a rich variety of marine life. For the hunter SCALLOPS, ABALONE, and FISH abound. For the PHOTO and/or VIDEO folks and the LOOKY-LOOS there is almost every form of California sea-life to be seen. It is one of the top two or three dive spots in southern California. In good conditions diving is relatively easy. Otherwise, due to currents, depths (to over sport dive limits), surface chop, and a swinging boat, diving will be limited to the advanced corps. Sea Diver divemasters will assist in dive planning.

Following our WILSON ROCK dive we will head back to the TALCOTT SHOALS area, which is a series of shelf-like reefs located off the northwest end of SANTA ROSA Island. The reefs vary in depth from a shallow crest at 10 feet where the wreck of the "Aggi Norge" (a 265 foot steel-hulled Norwegian sailing ship) lies, to depths of 60 and 70 feet. The reefs are home for a tremendous variety of marine life, including ABALONE, SCALLOPS and FISH. Although LOBSTER are out of season, they are quite plentiful in this area, and it never hurts to scout these little beauties out for later reference!?! Opportunities for great PHOTO and/or VIDEO are plentiful. We will make two or three dives in the TALCOTT area, which stretches for several miles along the SANTA ROSA coast. Weather conditions permitting the dive(s) will be suitable for all skill levels. Divemasters will assist in dive decision making. After our two or three dives at TALCOTT are over, we will head back to Ventura with our now established full steak late lunch/early dinner WILD WAVE style.

The WILD WAVE charter to the outer Channel Islands the last two years proved very popular and there will be some "extracurricular activities" this year! Be sure to be on board by calling Scott (Williams) at (213) 371-9985. For additional information call Allen (Parker) at (213) 813-2955. Boarding will begin at 9:00 PM on the 3rd for a midnight departure.

The boat will be docked near the Channel Islands Visitor Center at the end of Spinnaker Drive. See directions to the "PEACE."

1990 BEACH DIVES

<u>DAY</u>	<u>DATE</u>	<u>WHERE</u>	<u>FEATURE</u>	<u>KEY CONTACT**</u>
FRI-SUN	24-26 AUG	LA BUFADORA, MEXICO	POTLUCK, CAMPOUT	MICHAEL BORDEN
SAT	13 OCT	WHITE POINT	PUMPKIN CARVING CONTEST	KATHLEEN BENNETT KATHY BACHUS
FRI/SAT	2-3 NOV	CATALINA	BOAT, CAMPOUT	BILL GARRETT/ ALLEN PARKER

On the first Sunday of each month Ken Sizemore will be diving White Point in support of the Paul Meister OOPS (Ocean Observations Project Survey) program. The Sea Divers are encouraged to be an integral part of this program.

** Cathy Gale is the Beach Dive Chairman and will be the overall coordinator for our program; key contacts are for specific dives only.

External Otitis or Swimmer's Ear

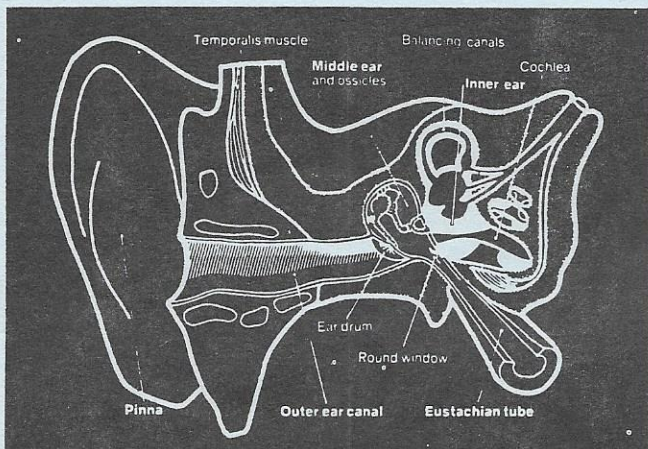
by Fredric W. Pullen II M.D.

What is it?

External otitis is an infection of your ear canal caused by bacteria and/or fungi.

The infection rarely involves the inner ear and therefore seldom leads to permanent hearing loss. External otitis is usually brought on by water in the ear canal.

Frequently, pain is severe because the swollen canal skin separates from the bony ear canal creating pain similar to that from constant pressure on a sore blister. Sometimes the canal



opening swells shut, and it is necessary for a physician to insert a wick so that medicine can reach all of the infection.

The condition often recurs over a period of years, and may become chronic.

How Do We Treat It

1. Do not clean or scratch your ear canals. It will be difficult to restrain yourself since the ear may itch or feel blocked. Any manipulation will prolong the agony and hinder healing. Ear drops or cream can be prescribed to relieve this symptom.

2. Do not wash your ears or allow any water to run into the canals. The infection is usually made worse by water, so keep it away from your ears. If you need to wash your hair, gently place a small amount of cotton or lamb's wool in the opening of the ear canal and seal over the cotton with Vaseline. Do not leave the cotton in your ear since the humidity in your canal will rise and interfere with healing.

3. Do not stop using the ear medication your ear specialist prescribes before the end of the prescription, regardless of how well your ears feel. This helps to prevent the return of the infection by killing remaining bacteria and fungi. If your doctor has put a wick in your ear, place the drops on the wick; pull the wick out in 48 hours.

If the wick falls out before then, this means that the canal swelling is decreasing and it is now possible to put the drops directly into the ear canal. Pain in the ear and neck is common and is seldom relieved for at least 48 hours. If your outer ear swells and turns red, discontinue the drops; you may have an allergy to the medicine in them. Call or return to your physicians office for a change of therapy. If your ear pain has not been relieved in two days or if your ears don't feel completely well within 10 days, call the office for a return appointment.

How Can You Help Prevent Its Return

After healing is completed, you may bathe, wash your hair and swim as usual; always treat your ear canals with rubbing alcohol after swimming.

To do this, tip your head to one side, fill the ear canal with alcohol, and allow it to remain in for a minute. Then straighten up and allow the alcohol to run out. Dry only the outer ear. Repeat in the other ear. This treatment helps to dry the canal skin and prevent recurrence of symptoms.

If your ears have gotten very wet during bathing or hair-washing treat them with alcohol as above. Do not put Q-tips or any other object in your ear canals. Doing so can irritate the canal skin, and allow bacteria to invade the skin.

If your infection does return, make another office appointment with your ear doctor. External otitis can be caused by many different bacteria or fungi, and repeat infections may need different treatments. If there are further recurrences, adding 1/3 white vinegar to 2/3 isopropyl alcohol will usually prevent recurrences.

Check with DAN or your doctor's office if you have any other questions.

Reprinted from DAN Special Edition Newsletter, February/March 1990.

DIVE COMMITMENTS

4 AUG (Saturday) WILD WAVE

1. KATHLEEN BENNETT
2. MICHAEL BORDEN
3. MIKE BUTLER
4. PAT CORCORAN
5. KATHY DACEY
6. JOHN DELANEY
7. RICHARD EVANS
8. BRUCE GILES
9. VERN GARRETT
10. ROBIN GRANT
11. DAVE GUNNING
12. SHARON HALE
13. GARY HARTUNG
14. ART HILL
15. SUE HOEHN
16. DEXTER KELLY
17. KATHI MCNALLY
18. ALLEN PARKER
19. VANN PARKER
20. DAN PORTWAY
21. MATT ROCKOFF
22. PAUL SCHOLZ
23. DICIE SIZEMORE
24. KEN SIZEMORE
25. WES STEPP
26. BOB STIVERS
27. LEON TIGHE
28. TOM WHITESIDES

14-15 SEP (Fri-Sat) PEACE

1. KATHLEEN BENNETT
2. MICHAEL BORDEN
3. KATHY DACEY
4. CATHY GALE
5. STEVE GALE
6. BRUCE GILES
7. ROBIN GRANT
8. GLENN HAGGAR
9. ART HILL
10. JOE KALOHI
11. KATHY KALOHI
12. MIKE KAMINSKI
13. PAUL KAMINSKI
14. STEVE KAVANAUGH
15. PETE KENEFICK
16. PETER LANDECKER
17. DEE LAWRENCE
18. KEVIN LIU
19. KATHI MCNALLY
20. PAT MINOR
21. LINDA MONOSMITH
22. ALLEN PARKER
23. VANN PARKER
24. DAN PORTWAY
25. LYNNE ROBINSON
26. BARB SERENA
27. DAVID SERENA
28. ROSEMARY SILVA
29. DICIE SIZEMORE
30. KEN SIZEMORE
31. WES STEPP
32. CHANDRA TENLEY

LA BUFADORA – BAJA, CA

24-26 AUGUST 1990

In the past years the club has held a dive/campout adventure down south in La Bufadora, Baja, Mexico. It has been so much fun that we are doing it again! This is an opportunity for those who missed it or those who are not familiar with this area of Baja to COME ON DOWN!

Directions- From Los Angeles to La Bufadora it takes approximately 4 1/2 hours excluding stops. Take the 405 freeway to San Diego and continue on the 805 to avoid downtown San Diego. The exit before the border is San Ysidro Blvd. This is a good spot to top off the gas tank and purchase Mexican Car Insurance if not done previously in L.A. (**INSURANCE** is required cars without are subject to confiscation.) Continuing south on the freeway into Mexico be prepared to stop at the border. **Proof of Citizenship** is a Birth Certificate or certified copy of, naturalization papers, or a Passport. The American Border Patrol are the people most likely to question your citizenship upon returning into the U.S.

Going through TJ can be confusing. Follow the signs to Ensenada and Rosarito Beach to get on the correct road. (Hwy. Mexico 1D.) Be aware that as you go through TJ, you will come to a spot where the road to Ensenada hugs the right. Then you have to veer to the left at the next sign to complete a road loop through town. Between TJ and the town of Ensenada the roads are paved and have 3 toll stops. All toll stops will take and make change with American money. The price usually ranges under \$2.00 per toll. When passing the turnoff for Tecate, just before Ensenada, you will soon come to where the road divides into two entrances into the town. Take the road to the right (Ensenada Centro) for the easiest route through town. (see map) From the south end of Ensenada to the La Bufadora turnoff in Maneadero, it is 9 miles. The turnoff is marked by a smaller sign on the right side of the road. From this turnoff to the campsite it is 13 miles. The road is paved but does have a lot of loose gravel and small holes. When you finally get to the tip of the peninsula, the road will turn to the left and wind on down into town. You will see a dive shop sign with an arrow pointing left next to Los Gordos restaurant. Make a left turn by the restaurant down a dirt road. The blue-green house on the left is where you pay for your campsite. The Sea Divers signs will be on the right side of the hill beyond the gate.

Camping is approximately \$3-4 a day for 2 people and \$1 each additional person (1988 prices). There is no need to exchange

your money into Mexican currency it is welcome everywhere. There is no electricity or water at the campsite. The only facilities available is a building with 4 heads. Toilet paper is not supplied so you do need to bring your own. The ground is very hard so a good air mattress is suggested if you plan on sleeping in a tent. The town itself is basically an open air market. There are several good restaurants in the area and of course the main attraction is "the roarer" at the end of the town.

The **agenda** is basically to enjoy all the diving that you want. Saturday evening will be a pot luck dinner. It is suggested that members whose last name begins with A-H bring salads, I-P bring main dishes, and Q-Z bring deserts or rolls. This is just a suggestion. The club will provide soft drinks for this dinner.

Diving in La Bufadora bay and surrounding pinnacle is excellent. The bay has a big kelp bed that ranges in depth from shallow to 40-80'. There are smaller pinnacles inside the bay which offer an interesting assortment of marine life. This area is often compared to the marine life of Monterey Bay. The richness of the area is due to cold water upwelling which makes the water temperature an average cool 55°. **Beach diving** can be done from several areas and usually is better in the morning for an easier entry and exit. There is even an underwater arch in the bay that can fit 5 divers side by side. The outer pinnacles is where the diver will find the larger scallops and fish. Most of these pinnacles drop to 100'+ and are subject to heavy surge. Therefore a well planned dive is even more necessary. The "dive shop" by the campground is very limited with rental gear. It is advised you bring all of your gear plus the extra straps, O rings, etc. including air, fills are rather expensive at this dive shop, around \$4.00/tank.) it has been suggested that all tanks that need air for the next day be loaded up and filled in Ensenada. The charge is around \$2.00 a tank, and overall, it would be worth the extra time and trip into Ensenada. Those who agree with this plan should have their tanks ready to go into town by 3pm daily. To reach the outer pinnacles a Mexican skiff may be rented with a guide for \$20-25 for a 2 tank dive (1988 prices). The skiff will usually leave between 8-9am and at 1pm. Some members may take their own boats for this weekend also. After a full morning of diving you may want to fish, snorkel, hike, bird watch, sun bathe, shop in La Bufadora or Ensenada, see "the roarer", visit the tide pools, catch some R&R, or even dive some more.

LATE LA BUFADORA NEWS

We now have about 20 members signed up. There is now a bunk house with about 20 bunks which we have reserved. The bunk house overlooks the bay and has shavers, stove, refrigerator, and a head. There is also a boat ramp. The dive shop has a good compressor and approximately 20 rental tanks.

The directions in this writeup are very good, but we should mention that people should bring a good flashlight especially if you are traveling at night. The Mexican road signs are not reflective so a flashlight would be helpful to not miss a turnoff!

Also, once you are through Ensenada and in the small town of Maneadero, the road will make a right turn to the La Bufadora Peninsula.

Last year the diving and camaraderie were great. We had a blast and would like to see more people sign-up and join us. Call Michael (Borden) at (213) 372-7764.

TRAVEL CORNER

I've just returned from an absolutely wonderful week spent aboard the MV Ocean Spirit, the diving cruise ship which visits the renowned dive sites of Guanaja and Roatan in the Bay Islands, Belize and Cozumel. Also on the cruise were David and Barbara Serena, as well as Linda and John Dines, who were celebrating their honeymoon. The cruise commenced for me in an exciting way. My planes misconnected and I had to take a sea taxi to catch up with the ship just before it left the Tampa/St. Petersburg harbor for the open sea and then I had to jump on board. I arrived in time to surprise Linda and John, who did not know I was coming, at orientation.

The Sea Divers were assigned as a group to an excellent dive boat with advanced divers and dive masters so no time was wasted getting into the water at the dive sites. There was a tropical storm over the western Caribbean during the whole cruise thanks to Barbara (Storm) Serena who brings foul weather with her when she travels. Underwater, the visibility wasn't as good as it could have been or the colors as bright due to the storm and at one point we all went diving to get out of the rain and warm up underwater. One of the remarkable aspects of the dive sites was that the coral formations in each country were very distinctive and different from each other.

On shore, the highlight of the trip was an evening trip to Guanaja which is a "lesser developed city" built on stilts. At the other extreme was Carlos 'n Charlies in Cozumel. There are several interesting shore excursions offered, including a river ride in Belize but in keeping with Sea Diver tradition, we all opted to dive instead.

I felt this was an excellent combination of good diving and the personalized service that cruise ships are known for. Ocean Quest provides a cruise for active people and families (there is a staff member who has planned a full program of activities for children) and bubble watchers. There is one crew member for every two passengers and lots of onboard activities as well. There were several dive clubs on board and they had a terrific time. I hope that The Sea Divers will plan to take an Ocean Quest cruise together in the future.

Speaking of Cabo Pulmo, there is still time to join The Sea Divers' first Out-of-Country Dive Experience to Cabo San Lucas October 19-22. The diving in October is excellent so don't miss this great dive opportunity. Come to the August 7 meeting to hear more about Cabo. Also, don't forget the Pot Luck at my house August 5, 2pm to 8 pm. I live at 1230 11th Place, Hermosa Beach.

In the last newsletter, we gave the price for Kathi Mc's trip to Hedonism II in Jamaica on November 17 as \$1249 pp for six nights. Scott W's departure is on January 4 and is priced at \$1529 pp for seven nights (six night packages are also available). Call me if you are interested.

COME TO CABO WITH US, THE FIRST MARGUERITA IS ON ME!!

Linda Monosmith



309 Pier Avenue, Hermosa Beach, California 90254 213/376-8956 213/772-7337

ADVERTISING RATES*

SPACE	PER ISSUE	PER YEAR
2 lines x 1/2 page**	\$5	—
1/10 page (Business card size - 10 max)	\$10	\$100
1/4 page	\$25	\$250
1/3 page	\$30	\$300
1/2 page	\$45	\$450
One Page	\$75	\$750

*As space is limited we reserve the right to accept a limited number of ads.

**Club members personal ads only

QUOTES OF THE MONTH

"Don't believe anything either one of them says."

"I want to put my dive gear some place where it doesn't get wet."


"I wish my system would kick in so I can take a massive dump — before I have to dive."

"Some guy had mine hooked to his."

"Chivalry is dead, my ass."

"I can swing my thing any place I want to."

"I don't trust any woman who has more muscies than I do."



1990 BOAT DIVES

90-8	SAT	04 AUG	WILSON ROCK/TALCOTT SHOALS	WILD WAVE	VENTURA
90-S	SUN	09 SEPT	PALOS VERDES	(SMALLBOATS)	KING HARBOR
90-9	FRI/SAT	14/15 SEP	SAN MIGUEL PASSAGE	PEACE	VENTURA
90-10	FRI	05 OCT	SAN NICOLAS	WILD WAVE	22ND STREET
90-C*	FRI/SAT	02/03 NOV	CATALINA	WILD WAVE	22ND STREET
90-11	SAT	01 DEC	SANTA BARBARA	WILD WAVE	22ND STREET
90-12	SUN	16 DEC	SANTA CRUZ CHANNEL/ANACAPA	PEACE	VENTURA

*COMBINED BOAT/CATALINA CAMPOUT AT EMERALD COVE.

Wild Wave/Charisma/Encore - 22ND Street Landing:

South on Harbor freeway, left on Gaffey, left on 22nd street, down the hill and park in designated areas.

Peace - Ventura Marina:

North on Ventura freeway to Victoria Ave. in Ventura. Turn left onto Victoria and continue to Olivias Park Drive. Turn right and continue all the way down toward the beach and across Harbor Drive, go to the left on to Spinnaker Drive. Look for Milano's Italian Restaurant or if you get to the end of Spinnaker turn around and take the second left. Park adjacent to the berth which is by HornBlowers Restaurant at Slip #20

DIVE BOAT POLICY

A club member may, but is not required to, have a boat deposit on file with the club. A club member may make a reservation on an upcoming dive as follows:

- Unconfirmed reservations may be made for any boat dive at any time. To confirm a reservation, full payment must be received by boat reservationist.
- For single day dives, divers holding an unconfirmed reservation will be called 3 weeks prior to the dive and advised that payment in full is required no later than 15 days prior to the dive to be confirmed. Dive boat deposits will be considered as payment in full.
- For two day dives, divers holding unconfirmed reservations will be called 5 weeks prior to the dive and advised that payment in full is required no later than 30 days prior to dive to be confirmed. Dive boat deposits may be used as part of the payment in full.
- If payment in full is not received by the deadline the diver may be replaced by a wait listed diver who has paid in full.

Any reservation may be cancelled two weeks prior to a dive with a full refund. Cancellations will not be accepted within two weeks prior to the dive unless a diver holding a reservation can sell or transfer their reservation to another qualified diver. The dive reservationist will assist in this process, but is not responsible to provide paying alternates. When confirmation is received by the dive boat reservationist that a cancelling diver is being replaced by another qualified diver, the replacement diver is then fully responsible for the cost of the dive.

If a diver has a deposit on file with the club and uses that deposit to secure a reservation on a boat dive, he may not use that deposit to secure any additional dives until he has paid the club for the first dive. Two years after a diver has ceased to be a member of the club, his unclaimed dive boat deposit will be forfeited to the club. Only Sea Diver club members and members of other selected clubs may make boat dive reservations prior to one month before a scheduled boat dive. Partial refunds from boats which do not make the advertised dive location will be passed on to members who request them within two weeks of the dive.

BOAT DIVE RESERVATION FORM

DIVE DATE: _____ DESTINATION: _____

NAME OF DIVER(S): _____

PHONE (DAY): _____ (EVE): _____ COST OF DIVE: \$ _____

MEMBER: YES NO *DATE OF LAST DIVE _____

Please make checks payable to THE SEA DIVERS and mail to:

THE SEA DIVERS
 P. O. Box 2415
 Redondo Beach, CA. 90278
 (213) 371-9985

*Please include date of last dive for each diver.

THE SEA DIVERS

P.O. BOX 2415
 REDONDO BEACH, CA 90278

FIRST CLASS MAIL

ADDRESS CORRECTION REQUESTED



KATHI McNALLY
 20405 ANZA AVE., #50
 TORRANCE, CA 90503

AUGUST 1990

S	M	T	W	T	F	S
			1	2	3	4
5	6	7	8	9	10	11
12	13	14	15	16	17	18
19	20	21	22	23	24	25
26	27	28	29	30	31	

August 4
 August 5
 August 7
 August 16
 August 24-26

Boat Dive, Wilson Rock/Talcott Shoals
 Summer Eat-In, Linda Monosmith's Home
 General Meeting, Pancho & Wong's - 7 PM
 Executive Meeting, Baxter's - 7 PM
 Beach Dive/Campout, La Bufadora, Mexico

SEPTEMBER 1990

S	M	T	W	T	F	S
						1
2	3	4	5	6	7	8
9	10	11	12	13	14	15
16	17	18	19	20	21	22
23	24	25	26	27	28	29
30						

September 4
 September 9
 September 13
 September 14-15

General Meeting, Pancho & Wong's - 7 PM
 Boat Dive, Palos Verdes (small boats)
 Executive Meeting (on board Peace)
 Boat Dive, San Miguel Passage

OCTOBER 1990

S	M	T	W	T	F	S
	1	2	3	4	5	6
7	8	9	10	11	12	13
14	15	16	17	18	19	20
21	22	23	24	25	26	27
28	29	30	31			

October 2
 October 5
 October 11
 October 13
 October 19-22
 October 27

General Meeting, Pancho & Wong's - 7 PM
 Boat Dive, San Nicolas
 Executive Meeting, Baxter's - 7 PM
 Beach Dive/Pumpkin Carving Contest (White Point)
 Cabo San Lucas
 13th Annual Halloween Party